



FEBRUARY 2018

DOWNTOWN CHICO PROPERTY BASED IMPROVEMENT DISTRICT (PBID)

Josh Pitts

Operations Manager



Cleaning Highlights

Accomplishments

Pressure Washing

Over 90% of sidewalks in Zone A have been cleaned within the first month. Each block face will continue to be cleaned at least once each month.

Maintenance Request Counts

Ambassadors submitted and performed one hundred seventy (170) requests for maintenance.

Abandoned Bike/Lock: 1
City Maintenance: 34
Curb Repair: 3
Dead Animal: 1
Graffiti - Large: 82
Homeless -debris/clothing removal: 1
Landscaping / Trees: 4
Lighting: 5
Other: 3
Pressure Washing: 18
Signage: 2
Special Project - Clean: 7
Sticker Removal: 9

Field Observations

Increased Graffiti

Ambassadors have been keeping up with the rapid pace that graffiti is being put up in the district.

Bags of Trash

There has been a significant decrease in the amount of garbage and debris removed from the district, largely due to Ambassadors deterring transient activity and receiving an increase in compliance.

Initiatives

Weed Removal

Ambassadors removed weeds from many tree wells and city sidewalks this month and will continue to do so as spring approaches.

When the public sees overgrowth being maintained, it has a positive impact on the perception of safety.



Ambassador pressure washes the sidewalk prior to the El Rey Fundraiser.

QUICK VIEW

Feb 01, 2018 -- Feb 28, 2018

- 92** Bags of Trash & Leaves
- 2.5** Billy Goat Hours
- 88** Garbage Cans Cleaned
- 275** Graffiti/Stickers Removed
- 27** Hazardous Waste Clean-up (human)
- 152** Hazardous Waste Clean-up (pet)
- 13** Leaf Blower Hours
- 97** Power Washing (hours)
- 10** Public Fixture / Furniture Painted
- 506** Sharps Clean Up
- 9** Shopping Carts
- 2** Special Project (hours)
- 116** Spill - Clean Up
- 2** Storm Drains Cleaned
- 119** Street Furniture Cleaned
- 85** Tree Wells Cleaned
- 139** Weed Removal

Cleaning Statistics

November 2017 through February 2018

		JAN	FEB	MAR	APR	MAY	JUN	JUL	AUG	SEP	OCT	NOV	DEC	TOTAL
Bags of Trash & Leaves	'17	--	--	--	--	--	--	--	--	--	--	85	251	336
	'18	245	92	--	--	--	--	--	--	--	--	--	--	337
Billy Goat Hours	'17	--	--	--	--	--	--	--	--	--	--	24	17.5	41.5
	'18	8.5	2.5	--	--	--	--	--	--	--	--	--	--	11
Garbage Cans Cleaned	'17	--	--	--	--	--	--	--	--	--	--	23	63	86
	'18	87	88	--	--	--	--	--	--	--	--	--	--	175
Graffiti/Stickers Removed	'17	--	--	--	--	--	--	--	--	--	--	489	405	894
	'18	255	275	--	--	--	--	--	--	--	--	--	--	530
Hazardous Waste Clean-up (human)	'17	--	--	--	--	--	--	--	--	--	--	3	27	30
	'18	30	27	--	--	--	--	--	--	--	--	--	--	57
Hazardous Waste Clean-up (pet)	'17	--	--	--	--	--	--	--	--	--	--	5	159	164
	'18	159	152	--	--	--	--	--	--	--	--	--	--	311
Leaf Blower Hours	'17	--	--	--	--	--	--	--	--	--	--	--	15	15
	'18	13.75	13	--	--	--	--	--	--	--	--	--	--	26.75
Power Washing (hours)	'18	47	97	--	--	--	--	--	--	--	--	--	--	144
Public Fixture / Furniture Painted	'18	--	10	--	--	--	--	--	--	--	--	--	--	10
Sharps Clean Up	'17	--	--	--	--	--	--	--	--	--	--	1	8	9
	'18	6	506	--	--	--	--	--	--	--	--	--	--	512
Shopping Carts	'17	--	--	--	--	--	--	--	--	--	--	2	8	10
	'18	14	9	--	--	--	--	--	--	--	--	--	--	23
Special Project (hours)	'17	--	--	--	--	--	--	--	--	--	--	--	22	22
	'18	4	2	--	--	--	--	--	--	--	--	--	--	6
Spill - Clean Up	'17	--	--	--	--	--	--	--	--	--	--	24	111	135
	'18	192	116	--	--	--	--	--	--	--	--	--	--	308
Storm Drains Cleaned	'17	--	--	--	--	--	--	--	--	--	--	3	17	20
	'18	64	2	--	--	--	--	--	--	--	--	--	--	66
Street Furniture Cleaned	'17	--	--	--	--	--	--	--	--	--	--	4	31	35
	'18	47	119	--	--	--	--	--	--	--	--	--	--	166
Tree Wells Cleaned	'17	--	--	--	--	--	--	--	--	--	--	26	22	48
	'18	8	85	--	--	--	--	--	--	--	--	--	--	93
Weed Removal	'18	13	139	--	--	--	--	--	--	--	--	--	--	152

Safety Highlights

Accomplishments

Ambassadors continue to prevent acts of crime and violence in the district in conjunction with the Target Team. Several more problem areas have been identified to monitor during patrols.

Field Observations

Ambassadors should continue to perform Business Contacts and encourage calls for service. Getting the community to be their eyes and ears is imperative as demand for services increases.

Majority of the break-ins and graffiti occur at night regardless of our hours.

Certain events, such as concerts at Senator theatre, have revealed a need to expand hours deep into the AM on specific days. An easier solution would be for the venue to start shows earlier.

Average Street Population Count: 34.5

The four week average has decreased by two (2) people from 36.5 in January.

Initiatives

Parking Garage

People leaving the structure are encouraged by Ambassadors to lock their cars and remove or hide all belongings.

This suggestion was made by the Chico Police Department during a safety meeting held at Hotel Diamond.

Police branded flyers were provided for Ambassadors to place on vehicles and give to pedestrians in order to raise awareness.

Temporary Expansion of Hours

Hours of operation have extended beyond closing from 3:30 PM to 7:00 PM on Sundays and Monday evenings for the month of March.

For Sunday, this was done to provide a presence during evening homeless feedings being put on by Orchard Church at the City of Chico building.

For Monday, this was done to provide a presence later into the evening to see if safety patrols have an impact on deterring criminal activity, particularly in the plaza.



Ambassador creates an incident report for dogs left in a vehicle on a warm day.

QUICK VIEW

Feb 01, 2018 -- Feb 28, 2018

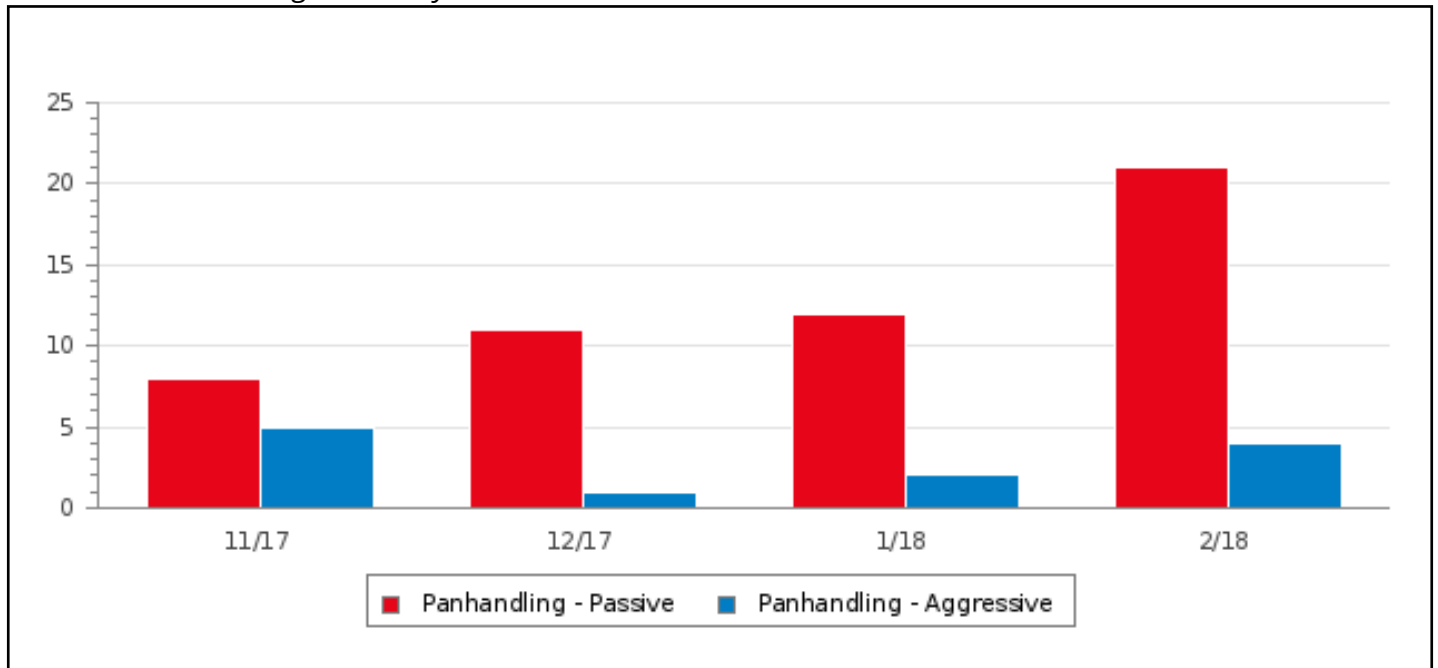
- 2** Assist Police/Fire Dept
- 124** Business Contact
- 14** Drunk and Disorderly
- 325** Homeless Contacts
- 4** Panhandling - Aggressive
- 21** Panhandling - Passive
- 194** Parking Garage Monitor
- 7** Resident Contact
- 40** Stand/Sit/Lie Violation - Complied
- 27** Stand/Sit/Lie Violation - Non-Compliant

Safety Statistics

November 2017 through February 2018

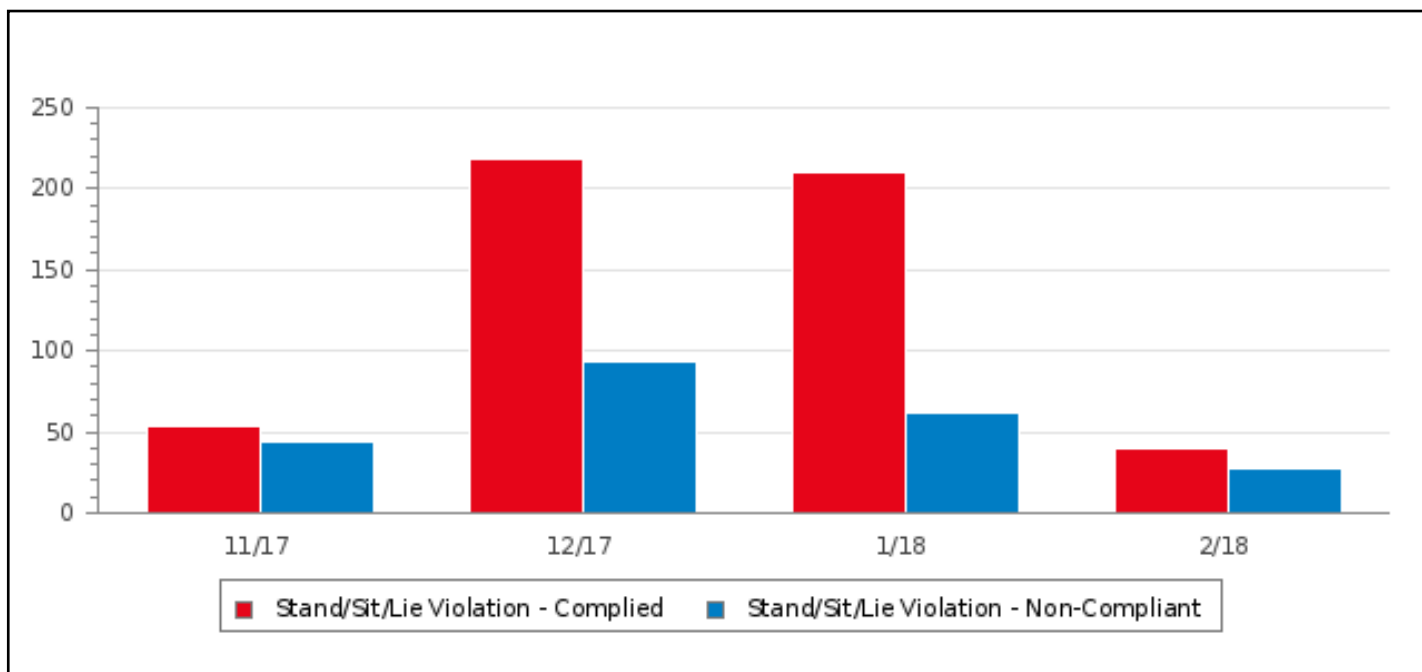
		JAN	FEB	MAR	APR	MAY	JUN	JUL	AUG	SEP	OCT	NOV	DEC	TOTAL
Assist Police/Fire Dept	'17	--	--	--	--	--	--	--	--	--	--	3	2	5
	'18	1	2	--	--	--	--	--	--	--	--	--	--	3
Business Contact	'17	--	--	--	--	--	--	--	--	--	--	138	647	785
	'18	440	124	--	--	--	--	--	--	--	--	--	--	564
Drunk and Disorderly	'17	--	--	--	--	--	--	--	--	--	--	--	3	3
	'18	1	14	--	--	--	--	--	--	--	--	--	--	15
Homeless Contacts	'17	--	--	--	--	--	--	--	--	--	--	264	833	1097
	'18	499	325	--	--	--	--	--	--	--	--	--	--	824
Panhandling - Aggressive	'17	--	--	--	--	--	--	--	--	--	--	5	1	6
	'18	2	4	--	--	--	--	--	--	--	--	--	--	6
Panhandling - Passive	'17	--	--	--	--	--	--	--	--	--	--	8	11	19
	'18	12	21	--	--	--	--	--	--	--	--	--	--	33
Parking Garage Monitor	'17	--	--	--	--	--	--	--	--	--	--	69	281	350
	'18	215	194	--	--	--	--	--	--	--	--	--	--	409
Resident Contact	'18	--	7	--	--	--	--	--	--	--	--	--	--	7
Stand/Sit/Lie Violation - Complied	'17	--	--	--	--	--	--	--	--	--	--	51	220	271
	'18	210	40	--	--	--	--	--	--	--	--	--	--	250
Stand/Sit/Lie Violation - Non-Compliant	'17	--	--	--	--	--	--	--	--	--	--	44	92	136
	'18	63	27	--	--	--	--	--	--	--	--	--	--	90

November 2017 through February 2018



The number of incidents hasn't necessarily increased so much as that ambassadors are getting better at spotting panhandling in its many forms and from a much greater distance.

November 2017 through February 2018



Due to the discovery of the sit-lie ordinance expiration, enforcement has decreased greatly overall except in situations where trespassing could be justified as the basis for contact.

Hospitality Highlights

Accomplishments

Hospitality Assistance is on the rebound since last month. See the statistics page for a bar graph.

Field Observations

Ambassadors are making a consistent effort to provide Hospitality Assistance.

Escorts have decreased slightly. Ambassadors are being encouraged to remind businesses about the service while performing Business Contacts.

The number of Motorist Assists have increased month after month since the program began. Ambassadors are becoming more keen on identifying opportunities as the public are at seeking out Ambassadors for help.

Due to lack of rain in February, Umbrella Escorts have decreased. This is expected to increase for March and some of April before dropping off completely until the next rainy season. Although, there is a possibility that Umbrella Escorts may be provided for shade during hot summer days.

Initiatives

Identify Opportunities

Ambassadors are encouraged to identify new opportunities and ways that hospitality assistance may be provided.



Ambassador helps a couple repair their bike.

QUICK VIEW

Feb 01, 2018 -- Feb 28, 2018

269 Hospitality Assistance

8 Hospitality Escort

9 Motorist Assist

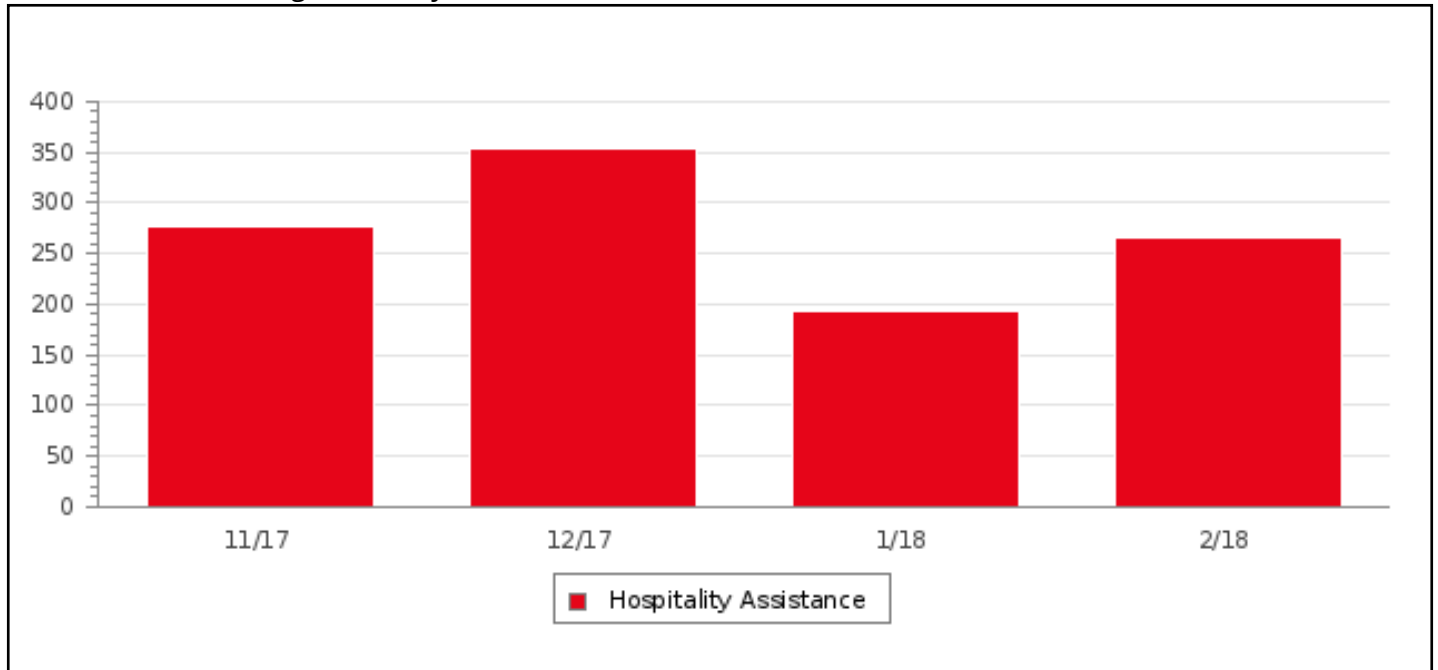
8 Umbrella Escorts

Hospitality Statistics

November 2017 through February 2018

		JAN	FEB	MAR	APR	MAY	JUN	JUL	AUG	SEP	OCT	NOV	DEC	TOTAL
Hospitality Assistance	'17	--	--	--	--	--	--	--	--	--	--	261	364	625
	'18	195	269	--	--	--	--	--	--	--	--	--	--	464
Hospitality Escort	'17	--	--	--	--	--	--	--	--	--	--	8	24	32
	'18	14	8	--	--	--	--	--	--	--	--	--	--	22
Motorist Assist	'17	--	--	--	--	--	--	--	--	--	--	3	6	9
	'18	7	9	--	--	--	--	--	--	--	--	--	--	16
Umbrella Escorts	'17	--	--	--	--	--	--	--	--	--	--	10	--	10
	'18	59	8	--	--	--	--	--	--	--	--	--	--	67

November 2017 through February 2018



BEFORE & AFTER











