



MAY 2018

DOWNTOWN CHICO PROPERTY BASED IMPROVEMENT DISTRICT (PBID)

Josh Pitts

Operations Manager



Cleaning Highlights

Accomplishments

Weed Removal

Ambassadors worked diligently to eradicate overgrowth in the district. The effort will continue throughout June.

Parking Lot 4

Ambassadors thoroughly cleaned and weeded the parking lot located on 5th and Salem streets, as well as some other select areas around the district.

Field Observations

Bags of Trash & Leaves

Every day, Ambassadors arrive to a trashed district. Within two hours, by 9 AM, majority of the litter is picked up before anyone can see it.

On a typical day, Ambassadors remove anywhere from 4-10 full bags of trash in those two hours alone.

Bags of trash, spills and graffiti all increased in May. We will continue to monitor this trend.

Maintenance Request Counts

Ambassadors submitted and performed 127 requests for maintenance.

Abandoned Bike/Lock: 3

Additional Detailed Cleaning: 5

City Maintenance: 17

Curb Repair1 Graffiti - Large: 48

Landscaping/Trees: 18

Lighting: 2

Other: 2

Pressure Washing: 20

Signage: 1

Sticker Removal: 9

Street Fixtures: 1



Ambassador Julio removing stickers from signage.

QUICK VIEW

May 01, 2018 -- May 31, 2018

- 164** Bags of Trash & Leaves
- 0** Billy Goat Hours
- 26** Garbage Cans Cleaned
- 353** Graffiti/Stickers Removed
- 25** Hazardous Waste Clean-up (human)
- 41** Hazardous Waste Clean-up (pet)
- 3** Leaf Blower Hours
- 9** Power Washing (hours)
- 1** Public Fixture / Furniture Painted
- 19** Sharps Clean Up
- 7** Shopping Carts
- 64.5** Special Project (hours)
- 168** Spill - Clean Up
- 14** Storm Drains Cleaned
- 31** Street Furniture Cleaned
- 95** Tree Wells Cleaned
- 253** Weed Removal

Initiatives

Street Fixtures

Ambassadors will be making an effort to wipe down and clean more parking meters, newspaper boxes, benches and garbage can lids.

Additionally, we're gearing up to paint light poles, garbage can lids and red zone curbs this July. This will really make the district pop!

Special Projects

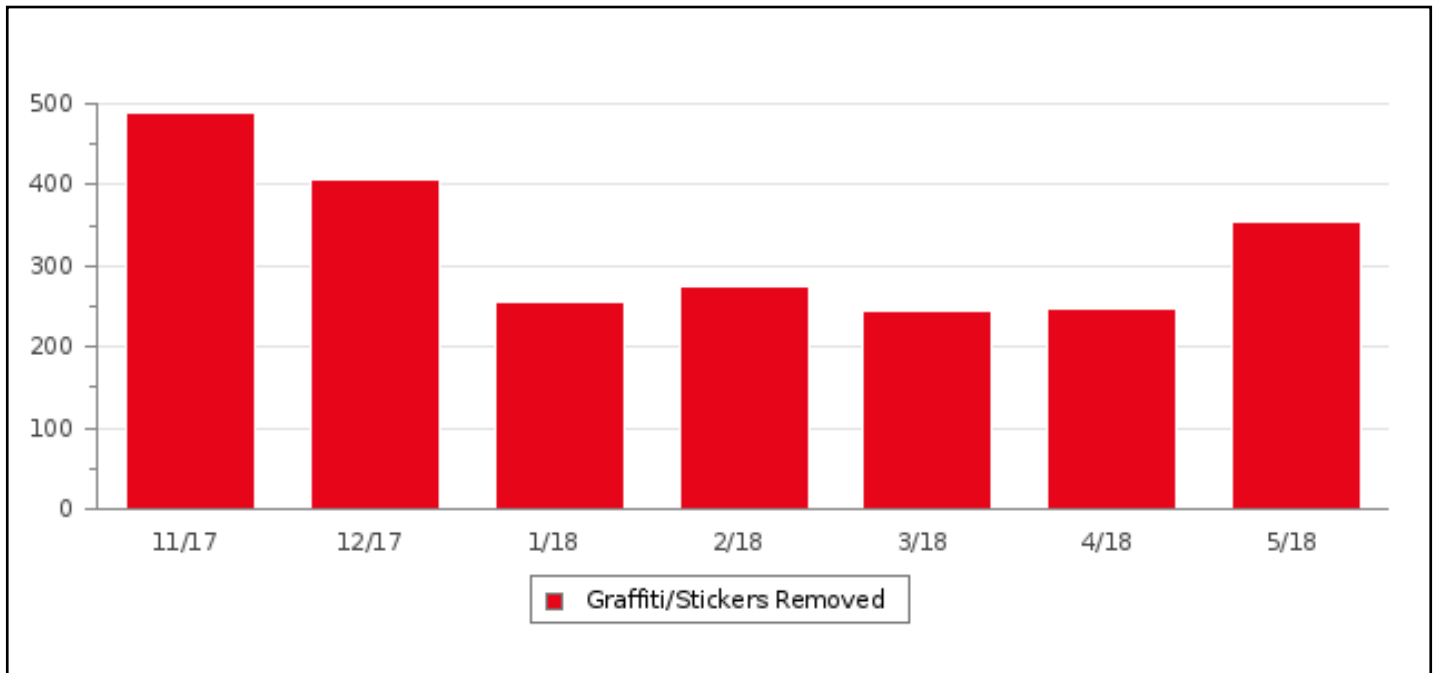
Ambassadors have their crosshairs set on cleaning up several lots in the district, including the parking lots near Lost Park, Wall Street and the empty lot between the Post Office and Dave's Muffler.

Cleaning Statistics

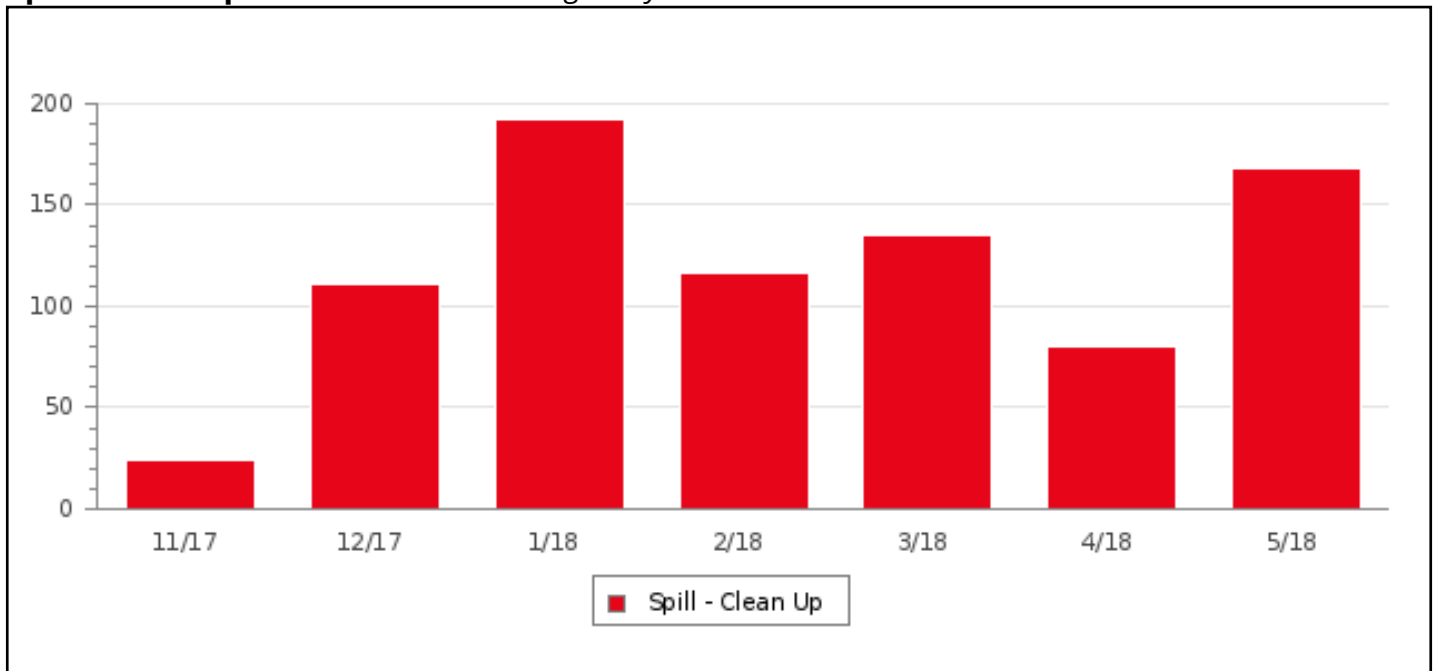
November 2017 through May 2018

		JAN	FEB	MAR	APR	MAY	JUN	JUL	AUG	SEP	OCT	NOV	DEC	TOTAL
Bags of Trash & Leaves	'17	--	--	--	--	--	--	--	--	--	--	85	251	336
	'18	245	92	130	103	164	--	--	--	--	--	--	--	734
Billy Goat Hours	'17	--	--	--	--	--	--	--	--	--	--	24	17.5	41.5
	'18	8.5	2.5	1	4	--	--	--	--	--	--	--	--	16
Garbage Cans Cleaned	'17	--	--	--	--	--	--	--	--	--	--	23	63	86
	'18	87	88	44	26	26	--	--	--	--	--	--	--	271
Graffiti/Stickers Removed	'17	--	--	--	--	--	--	--	--	--	--	489	405	894
	'18	255	275	235	255	353	--	--	--	--	--	--	--	1373
Hazardous Waste Clean-up (human)	'17	--	--	--	--	--	--	--	--	--	--	3	27	30
	'18	30	27	53	8	25	--	--	--	--	--	--	--	143
Hazardous Waste Clean-up (pet)	'17	--	--	--	--	--	--	--	--	--	--	5	159	164
	'18	159	152	68	38	41	--	--	--	--	--	--	--	458
Leaf Blower Hours	'17	--	--	--	--	--	--	--	--	--	--	--	15	15
	'18	13.75	13	14	3	3	--	--	--	--	--	--	--	46.75
Power Washing (hours)	'18	47	97	41	3	9	--	--	--	--	--	--	--	197
Public Fixture / Furniture Painted	'18	--	10	--	--	1	--	--	--	--	--	--	--	11
Sharps Clean Up	'17	--	--	--	--	--	--	--	--	--	--	1	8	9
	'18	6	506	13	16	19	--	--	--	--	--	--	--	560
Shopping Carts	'17	--	--	--	--	--	--	--	--	--	--	2	8	10
	'18	14	9	6	5	7	--	--	--	--	--	--	--	41
Special Project (hours)	'17	--	--	--	--	--	--	--	--	--	--	--	22	22
	'18	4	2	14	23	64.5	--	--	--	--	--	--	--	107.5
Spill - Clean Up	'17	--	--	--	--	--	--	--	--	--	--	24	111	135
	'18	192	116	135	80	168	--	--	--	--	--	--	--	691
Storm Drains Cleaned	'17	--	--	--	--	--	--	--	--	--	--	3	17	20
	'18	64	2	8	13	14	--	--	--	--	--	--	--	101
Street Furniture Cleaned	'17	--	--	--	--	--	--	--	--	--	--	4	31	35
	'18	47	119	31	9	31	--	--	--	--	--	--	--	237
Tree Wells Cleaned	'17	--	--	--	--	--	--	--	--	--	--	26	22	48
	'18	8	85	14	64	95	--	--	--	--	--	--	--	266
Weed Removal	'18	13	139	31	34	253	--	--	--	--	--	--	--	470

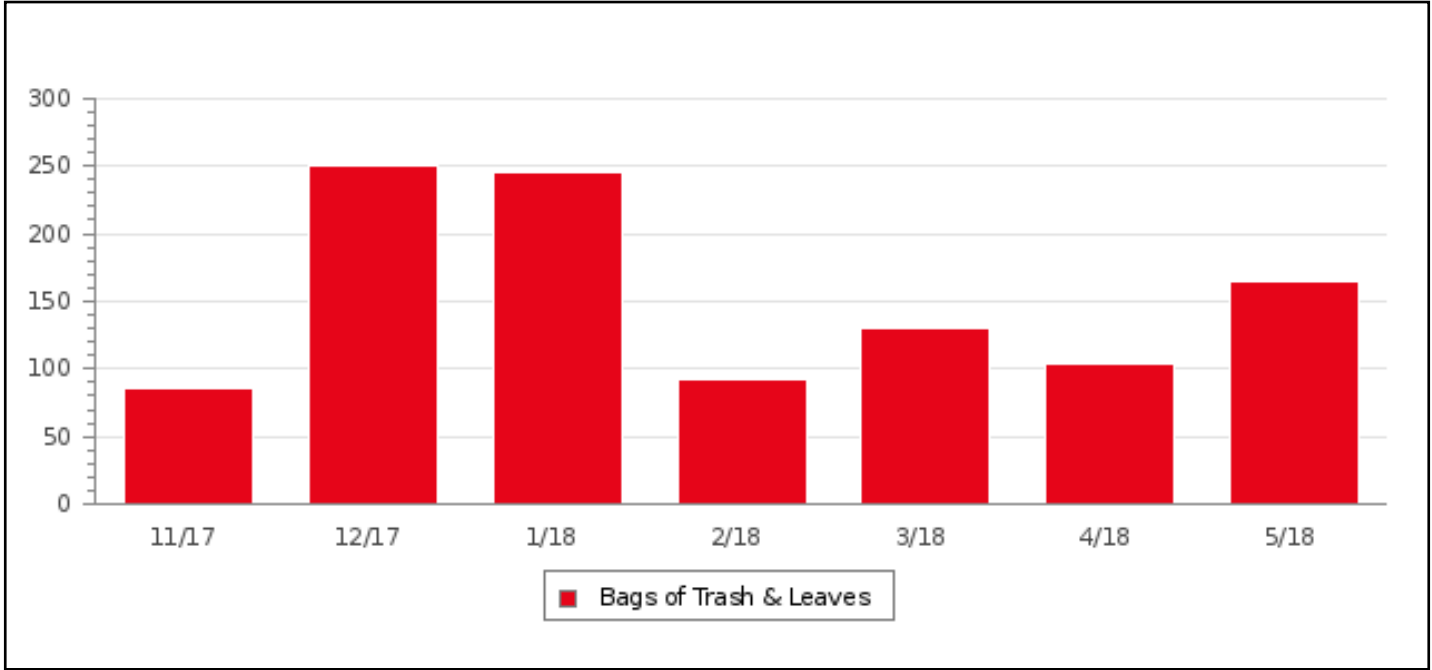
Graffiti/Stickers Removed -- November 2017 through May 2018



Spill - Clean Up -- November 2017 through May 2018



Bags of Trash & Leaves -- November 2017 through May 2018



Safety Highlights

Accomplishments

Parking Garage

Cameras were finally installed and there hasn't been any break-ins since.

Chico Retail Watch

The operations manager coordinated with the Chico Chamber of Commerce to create a Facebook group for connecting business owners and managers so that they can network to reduce shoplifting by posting pictures and sharing information about who to be on the lookout for.

The Chamber provided handouts that the Ambassadors distributed to downtown merchants to encourage participation. The operations manager also volunteers as a group moderator and liason for the downtown area.

To get involved, search "Chico Retail Watch" on Facebook.

Field Observations


Average Street Population Count: 30

The four week average for May increased by an average of two people. There was an unusually high count and increase at the beginning of the month, but counts declined as the month went on.

Initiatives

Nextdoor

Ambassadors will be exploring use of the Nextdoor app to stay in contact with downtown businesses regarding safety issues and persons of interest.



Ambassadors confront a man exposing himself in front of children that was later arrested by Chico Police.

QUICK VIEW

May 01, 2018 -- May 31, 2018

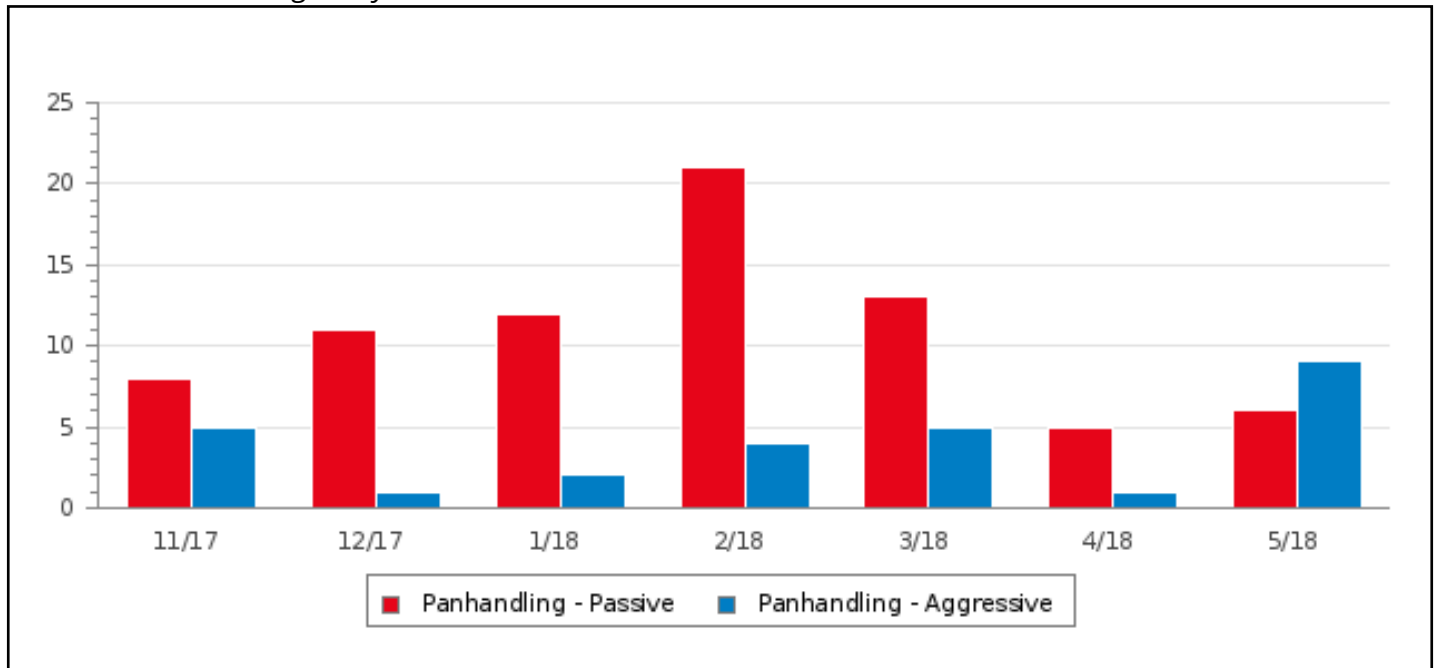
- 5** Assist Police/Fire Dept
- 181** Business Contact
- 7** Drunk and Disorderly
- 199** Homeless Contacts
- 9** Panhandling - Aggressive
- 6** Panhandling - Passive
- 112** Parking Garage Monitor
- 4** Resident Contact
- 17** Stand/Sit/Lie Violation - Complied
- 4** Stand/Sit/Lie Violation - Non-Compliant

Safety Statistics

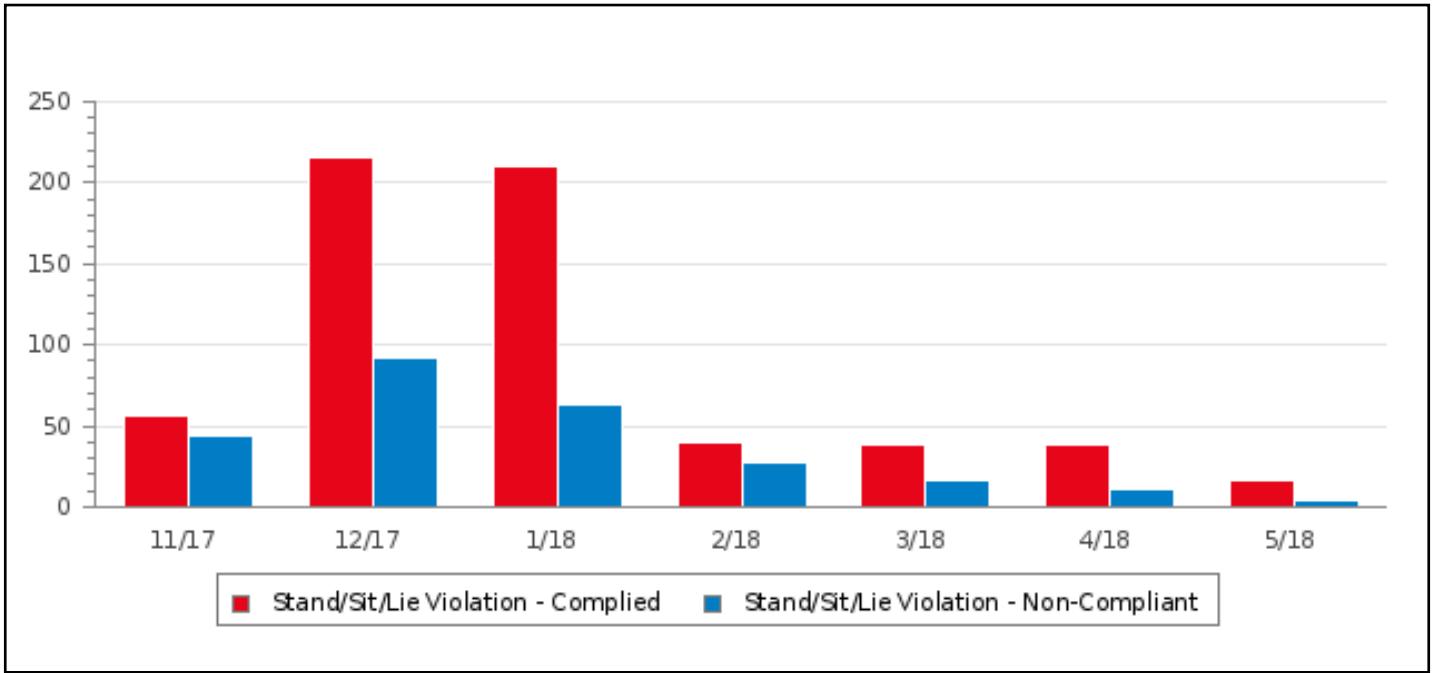
November 2017 through May 2018

		JAN	FEB	MAR	APR	MAY	JUN	JUL	AUG	SEP	OCT	NOV	DEC	TOTAL
Assist Police/Fire Dept	'17	--	--	--	--	--	--	--	--	--	--	3	2	5
	'18	1	2	1	--	5	--	--	--	--	--	--	--	9
Business Contact	'17	--	--	--	--	--	--	--	--	--	--	138	647	785
	'18	440	124	375	285	181	--	--	--	--	--	--	--	1405
Drunk and Disorderly	'17	--	--	--	--	--	--	--	--	--	--	--	3	3
	'18	1	14	55	7	7	--	--	--	--	--	--	--	84
Homeless Contacts	'17	--	--	--	--	--	--	--	--	--	--	264	833	1097
	'18	499	325	349	238	199	--	--	--	--	--	--	--	1610
Panhandling - Aggressive	'17	--	--	--	--	--	--	--	--	--	--	5	1	6
	'18	2	4	5	1	9	--	--	--	--	--	--	--	21
Panhandling - Passive	'17	--	--	--	--	--	--	--	--	--	--	8	11	19
	'18	12	21	13	5	6	--	--	--	--	--	--	--	57
Parking Garage Monitor	'17	--	--	--	--	--	--	--	--	--	--	69	281	350
	'18	215	194	164	95	112	--	--	--	--	--	--	--	780
Resident Contact	'18	--	7	7	7	4	--	--	--	--	--	--	--	25
Stand/Sit/Lie Violation - Complied	'17	--	--	--	--	--	--	--	--	--	--	51	220	271
	'18	210	40	39	38	17	--	--	--	--	--	--	--	344
Stand/Sit/Lie Violation - Non-Compliant	'17	--	--	--	--	--	--	--	--	--	--	44	92	136
	'18	63	27	16	11	4	--	--	--	--	--	--	--	121

November 2017 through May 2018



November 2017 through May 2018



Hospitality Highlights

Accomplishments

Hospitality Escorts

Ambassadors had their best month yet providing this service.

Requests for escorts to vehicles are becoming more common as Ambassadors continue to perform business contacts and remind people of the service.

This statistic now also includes escorting dogs and their people out of Thursday Night Market.

Motorist Assist

Ambassadors have been making a conscious effort to assist motorists in a variety of ways.

Field Observations

Hospitality Assistance

Ambassadors continue to make a consistent effort to be available.

No matter what task we are engaged in, we remain friendly, welcoming and helpful.

Initiatives

Chico First Children's Day

On June 16th, Ambassadors will be cleaning up Children's Park prior to this event and may be in attendance to pass out "Stop. Think. Act." bracelets, as well as discuss what Ambassadors do downtown.



Ambassador Pamela providing hospitality during Friday Night Concerts.

QUICK VIEW

May 01, 2018 -- May 31, 2018

426 Hospitality Assistance

108 Hospitality Escort

19 Motorist Assist

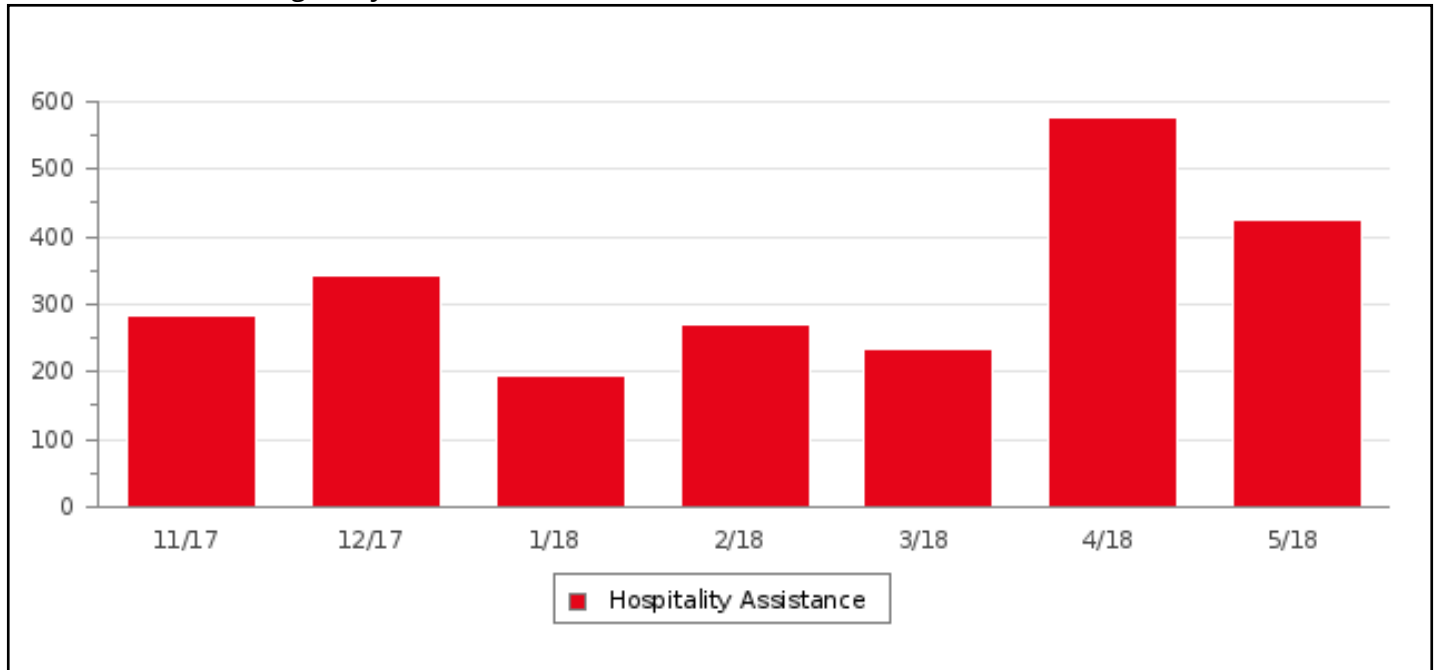
0 Umbrella Escorts

Hospitality Statistics

November 2017 through May 2018

		JAN	FEB	MAR	APR	MAY	JUN	JUL	AUG	SEP	OCT	NOV	DEC	TOTAL
Hospitality Assistance	'17	--	--	--	--	--	--	--	--	--	--	261	364	625
	'18	195	269	230	582	426	--	--	--	--	--	--	--	1702
Hospitality Escort	'17	--	--	--	--	--	--	--	--	--	--	8	24	32
	'18	14	8	10	28	108	--	--	--	--	--	--	--	168
Motorist Assist	'17	--	--	--	--	--	--	--	--	--	--	3	6	9
	'18	7	9	5	19	19	--	--	--	--	--	--	--	59
Umbrella Escorts	'17	--	--	--	--	--	--	--	--	--	--	10	--	10
	'18	59	8	40	9	--	--	--	--	--	--	--	--	116

November 2017 through May 2018



Before & After Pictures



