



SEPTEMBER 2018

DOWNTOWN CHICO PROPERTY BASED IMPROVEMENT DISTRICT (PBID)

Josh Pitts

Operations Manager



Cleaning Highlights

Accomplishments

Plaza Pressure Washing

Ambassadors pressure washed the city plaza in preparation for the Taste of Chico event.

Garbage Cans Cleaned

Ambassadors cleaned more garbage cans this month than any previous month.

Field Observations

Homeless Activity Triage

The first three hours of every morning are being spent cleaning up spills from homeless activity, such as the waste left behind from torn open garbage bags that have been removed from dumpsters.

At least once per week, Ambassadors filled the municipal trash dumpster completely full before 9 AM strictly due to volume of litter and debris collected.

Other

Tree branches are falling daily, often obstructing public right of ways. Ambassadors have been quick to remove limbs and take them to the city yard.

There are storm drains that require cleaning of litter and debris, however none thus far have backed up in the first rains of fall.

Initiatives

Leaves, Gutters and Storm Drains

Maintaining a clean district will be the top priority for Ambassadors during the month of October with an emphasis on flood prevention.



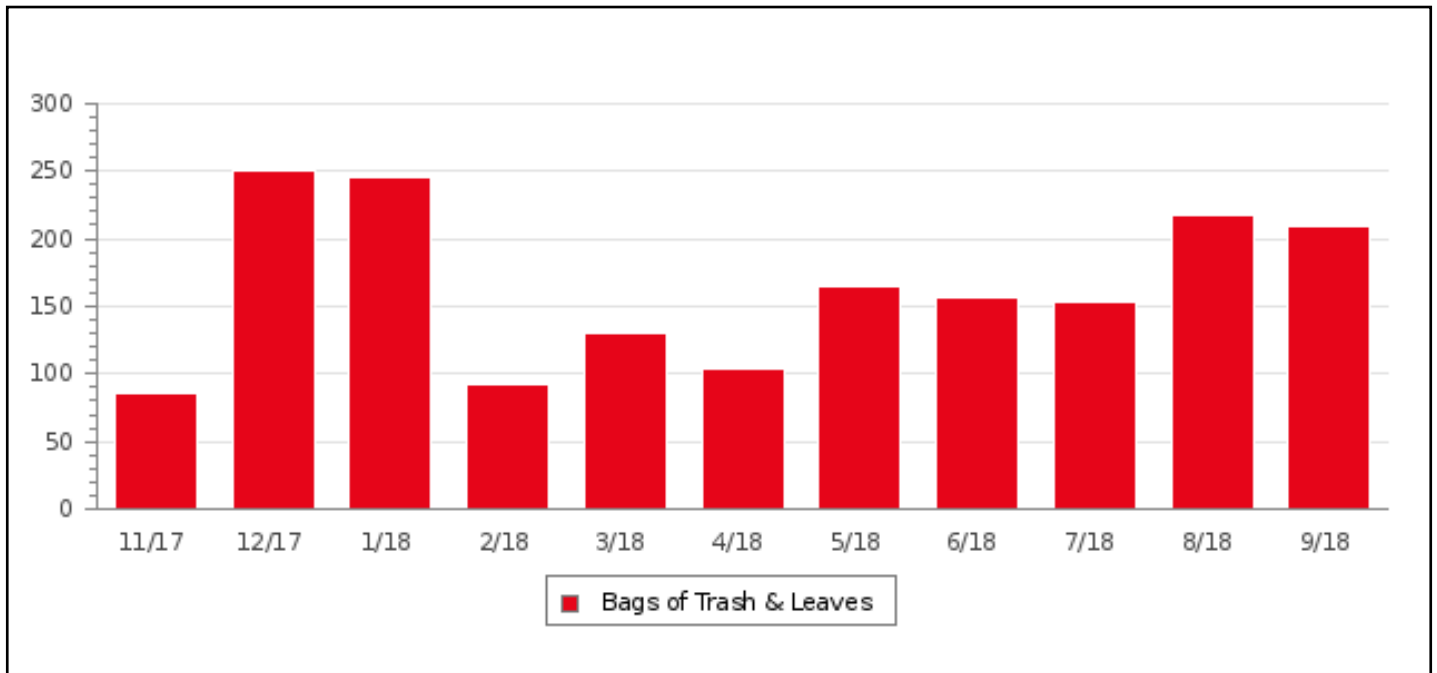
Ambassador Julio pressure washing the plaza.

Cleaning Statistics

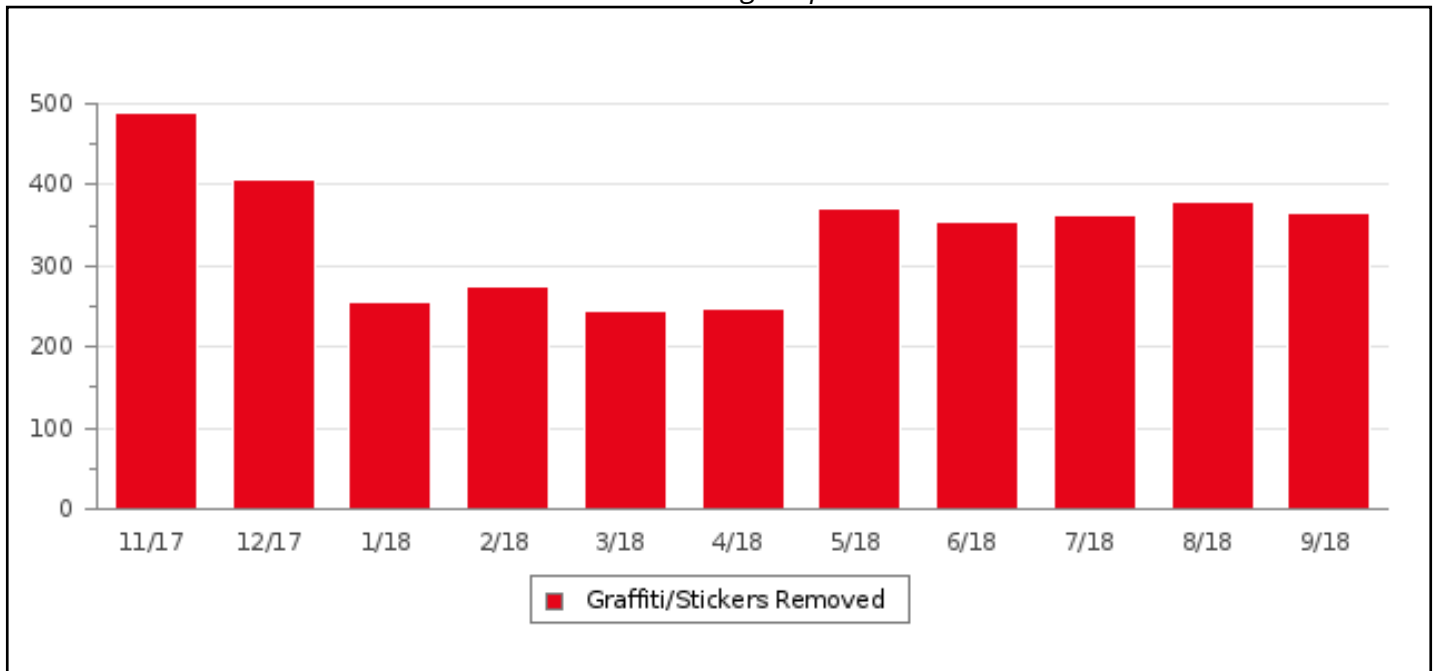
November 2017 through September 2018

		JAN	FEB	MAR	APR	MAY	JUN	JUL	AUG	SEP	OCT	NOV	DEC	TOTAL
Bags of Trash & Leaves	'17	--	--	--	--	--	--	--	--	--	--	85	251	336
	'18	245	92	130	103	164	157	154	219	208	--	--	--	1472
Billy Goat Hours	'17	--	--	--	--	--	--	--	--	--	--	24	17.5	41.5
	'18	8.5	2.5	1	4	--	10	1	--	--	--	--	--	27
Garbage Cans Cleaned	'17	--	--	--	--	--	--	--	--	--	--	23	63	86
	'18	87	88	44	26	26	58	135	121	201	--	--	--	786
Graffiti/Stickers Removed	'17	--	--	--	--	--	--	--	--	--	--	489	405	894
	'18	255	275	235	255	353	372	361	380	366	--	--	--	2852
Hazardous Waste Clean-up (human)	'17	--	--	--	--	--	--	--	--	--	--	3	27	30
	'18	30	27	53	8	25	26	38	59	44	--	--	--	310
Hazardous Waste Clean-up (pet)	'17	--	--	--	--	--	--	--	--	--	--	5	159	164
	'18	159	152	68	38	41	48	69	91	94	--	--	--	760
Leaf Blower Hours	'17	--	--	--	--	--	--	--	--	--	--	--	15	15
	'18	13.75	13	14	3	3	6	5	4	2	--	--	--	63.75
Power Washing (hours)	'18	47	97	41	3	9	15	7	5	19	--	--	--	243
Public Fixture / Furniture Painted	'18	--	10	--	--	1	--	--	--	--	--	--	--	11
Sharps Clean Up	'17	--	--	--	--	--	--	--	--	--	--	1	8	9
	'18	6	506	13	16	19	4	6	4	4	--	--	--	578
Shopping Carts	'17	--	--	--	--	--	--	--	--	--	--	2	8	10
	'18	14	9	6	5	7	9	13	15	12	--	--	--	90
Special Project (hours)	'17	--	--	--	--	--	--	--	--	--	--	--	22	22
	'18	4	2	14	23	64.5	51	--	1	--	--	--	--	159.5
Spill - Clean Up	'17	--	--	--	--	--	--	--	--	--	--	24	111	135
	'18	192	116	135	80	168	218	213	277	298	--	--	--	1697
Storm Drains Cleaned	'17	--	--	--	--	--	--	--	--	--	--	3	17	20
	'18	64	2	8	13	14	7	--	2	4	--	--	--	114
Street Furniture Cleaned	'17	--	--	--	--	--	--	--	--	--	--	4	31	35
	'18	47	119	31	9	31	168	295	267	174	--	--	--	1141
Tree Wells Cleaned	'17	--	--	--	--	--	--	--	--	--	--	26	22	48
	'18	8	85	14	64	95	134	172	286	282	--	--	--	1140
Weed Removal	'18	13	139	31	34	253	241	441	290	366	--	--	--	1808

Bags of Trash & Leaves -- November 2017 through September 2018



Graffiti/Stickers Removed -- November 2017 through September 2018



Safety Highlights

Accomplishments

Voluntary Compliance

Sit-Lie compliancy was at an all time high in September with a rate of ninety one percent.

Observed Panhandling

The counts for aggressive and passive panhandling were the second lowest they've been since the inception of our program.

The Graduate

Ambassadors caught two individuals trespassing, then breaking and entering. Ambassadors contacted Modern Building company and secured a Trespass Authorization form on behalf of the property owner, preventing the individuals from becoming permanent residents, a situation that could have delayed demolition and construction.

Field Observations

Lost Park

The street population continues to hide out just north of the district boundaries, concealed by the terrain, where majority of crime is taking place.

Activity includes littering waterways, overt drug use, graffiti, encampments, vandalism and possession or exchange of stolen property.

Assistance from police and park rangers has been requested on several occasions but no response has been received. Meanwhile, the area continues to deteriorate and it has become pointless for Ambassadors to dedicate resources toward a problem that isn't technically within district boundaries.

Parking Garage

There were a handful of vehicle thefts in September and there hadn't been any since the cameras were installed. Information was provided to Target Team so that they could check cameras and apprehend the individuals. No investigation has been conducted as of yet.

Policing

A memorandum was distributed through the police department regarding the Supreme Court's decision that it is unlawful for officers to arrest homeless people for sleeping and camping while there aren't any beds available in shelters. It seems police are currently arresting only for theft and violent crime. The city declared a shelter crisis on



Ambassadors perform frequent safety contacts for trespassing and outreach at Jamba Juice.

October 2nd, 2018.

Initiatives

Homeless Outreach

As the rainy season draws near, Ambassadors will making an effort to encourage street population to seek shelter through Safe Space, Torres Shelter and the Jesus Center.

Trail Cameras

It is currently being considered whether or not that hidden trail cameras may be a worthwhile investment in the near future.

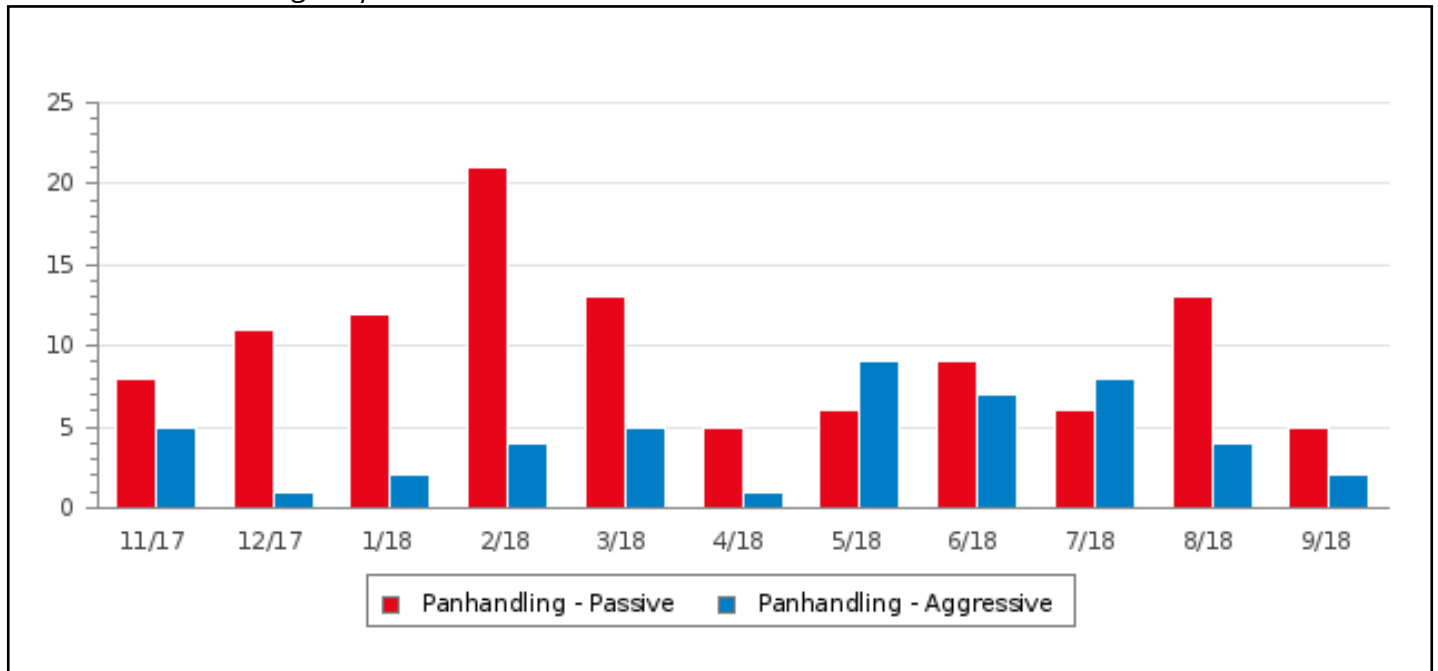
These devices could be used to collect evidence of crime that could then be relayed to the police, if police are willing to prosecute.

Safety Statistics

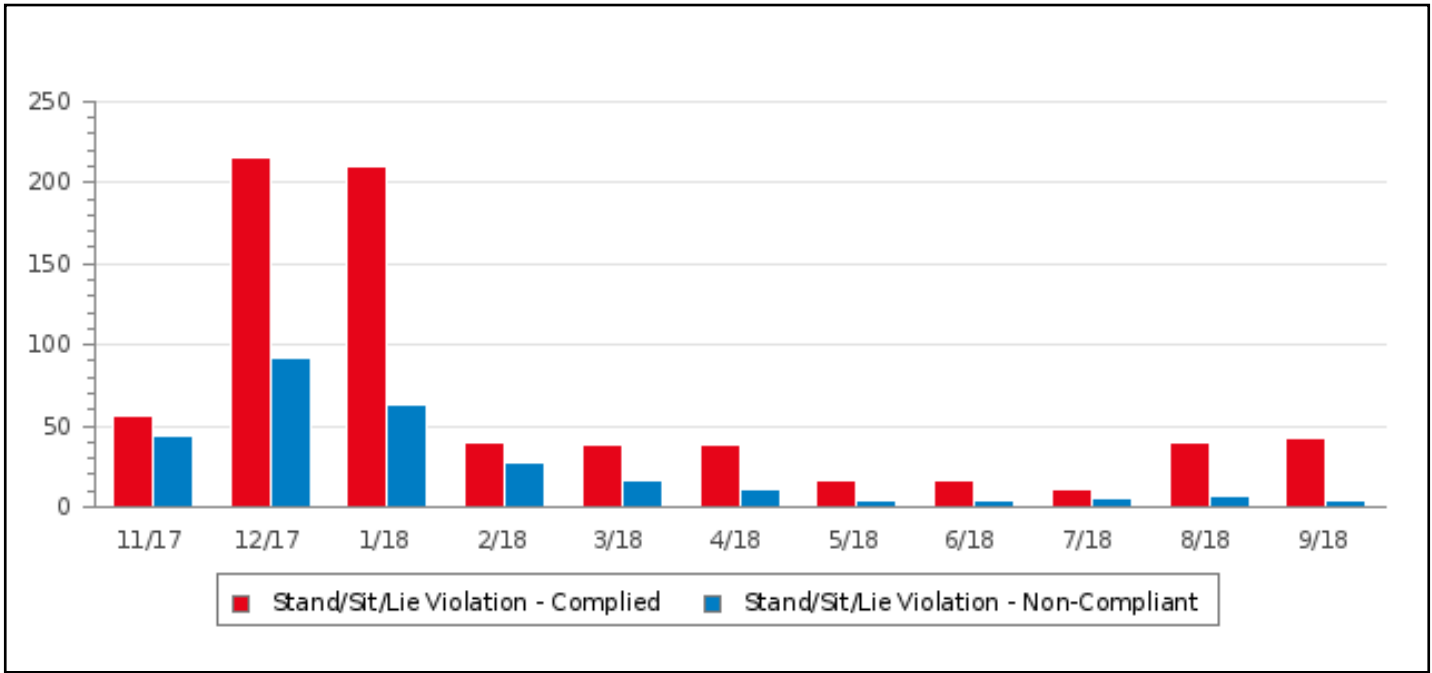
November 2017 through September 2018

		JAN	FEB	MAR	APR	MAY	JUN	JUL	AUG	SEP	OCT	NOV	DEC	TOTAL
Assist Police/Fire Dept	'17	--	--	--	--	--	--	--	--	--	--	3	2	5
	'18	1	2	1	--	5	3	3	8	5	--	--	--	28
Business Contact	'17	--	--	--	--	--	--	--	--	--	--	138	647	785
	'18	440	124	375	285	181	197	137	421	296	--	--	--	2456
Drunk and Disorderly	'17	--	--	--	--	--	--	--	--	--	--	--	3	3
	'18	1	14	55	7	7	6	5	8	7	--	--	--	110
Homeless Contacts	'17	--	--	--	--	--	--	--	--	--	--	264	833	1097
	'18	499	325	349	238	199	260	211	340	400	--	--	--	2821
Panhandling - Aggressive	'17	--	--	--	--	--	--	--	--	--	--	5	1	6
	'18	2	4	5	1	9	7	8	4	2	--	--	--	42
Panhandling - Passive	'17	--	--	--	--	--	--	--	--	--	--	8	11	19
	'18	12	21	13	5	6	9	6	13	5	--	--	--	90
Parking Garage Monitor	'17	--	--	--	--	--	--	--	--	--	--	69	281	350
	'18	215	194	164	95	112	107	94	80	96	--	--	--	1157
Stand/Sit/Lie Violation - Complied	'17	--	--	--	--	--	--	--	--	--	--	51	220	271
	'18	210	40	39	38	17	17	11	40	42	--	--	--	454
Stand/Sit/Lie Violation - Non-Compliant	'17	--	--	--	--	--	--	--	--	--	--	44	92	136
	'18	63	27	16	11	4	4	5	7	4	--	--	--	141

November 2017 through September 2018



November 2017 through September 2018



Hospitality Highlights

Accomplishments

Events

September concluded the spring-summer event season, including Friday Night Concerts, Thursday Night Markets and Taste of Chico.

Field Observations

Public Engagement

Certain Ambassadors are doing most of the stats for Hospitality and this needs course correcting in October. There is always time to make oneself available to the public. Additional training will be provided.

Initiatives

October Events

Ambassadors will provide hospitality and safety patrols for the following events:

Harvest Sidewalk Sale (Oct. 5th & 6th)

Art & Wine Walk (Oct. 5th)

Treat Street (Oct. 31st)



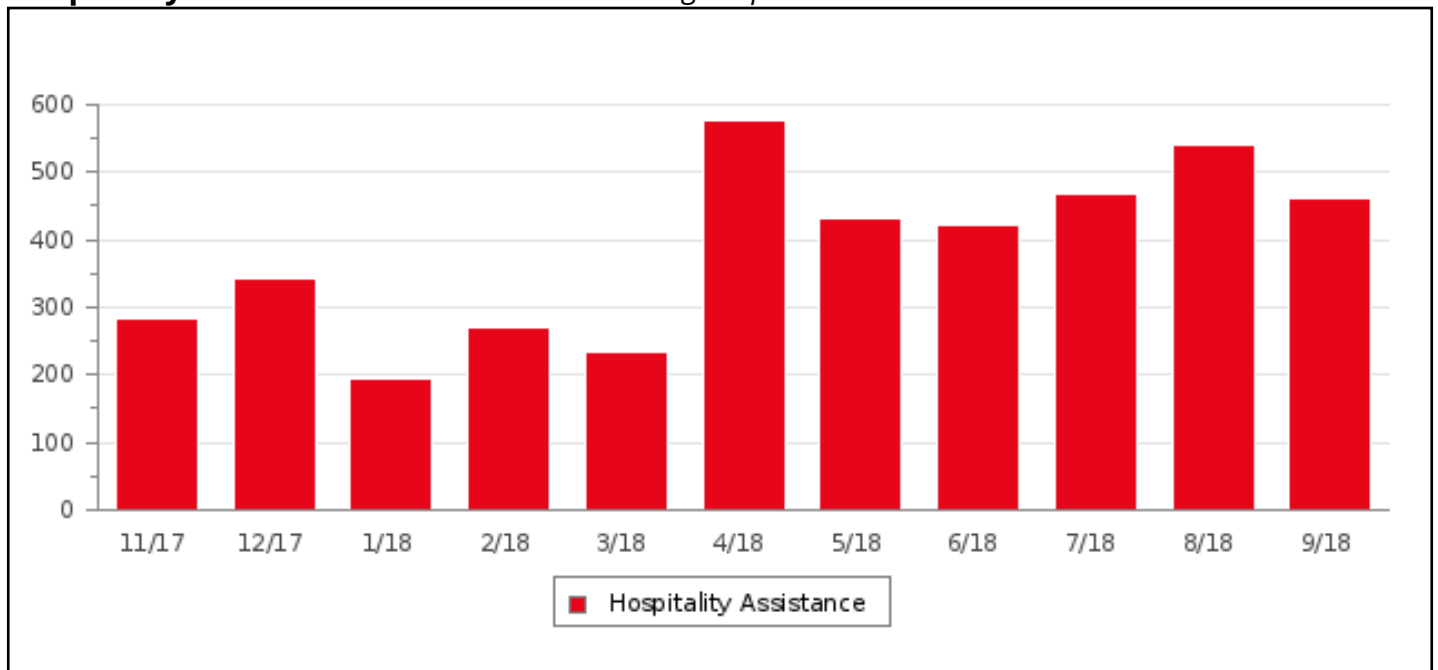
Ambassador Caitlin stopped sweeping to take a picture for a family during Taste of Chico.

Hospitality Statistics

November 2017 through September 2018

		JAN	FEB	MAR	APR	MAY	JUN	JUL	AUG	SEP	OCT	NOV	DEC	TOTAL
Hospitality Assistance	'17	--	--	--	--	--	--	--	--	--	--	261	364	625
	'18	195	269	230	582	426	424	472	513	488	--	--	--	3599
Hospitality Escort	'17	--	--	--	--	--	--	--	--	--	--	8	24	32
	'18	14	8	10	28	108	34	33	50	51	--	--	--	336
Motorist Assist	'17	--	--	--	--	--	--	--	--	--	--	3	6	9
	'18	7	9	5	19	19	45	12	13	24	--	--	--	153
Resident Contact	'18	--	7	7	7	4	2	4	11	9	--	--	--	51
Umbrella Escorts	'17	--	--	--	--	--	--	--	--	--	--	10	--	10
	'18	59	8	40	9	--	--	--	--	--	--	--	--	116

Hospitality Assistance -- November 2017 through September 2018



Before & After Pictures































