



OCTOBER 2018

DOWNTOWN CHICO PROPERTY BASED IMPROVEMENT DISTRICT (PBID)

JOSH PITTS

OPERATIONS MANAGER



Cleaning Highlights

Accomplishments

Make a Difference Day

Ambassadors led groups of volunteers to pick up over sixty bags of litter and debris in the district. Events such as these are important to show the community that downtown is treasured.

Maintenance Requests

Ambassadors submitted and performed 132 requests for maintenance.

Abandoned Bike/Lock: 3
Additional Detailed Cleaning: 8
City Maintenance: 17
Dead Animal: 1
Graffiti - Large: 47
Landscaping / Trees: 16
Lighting: 1
Other: 1
Pressure Washing: 13
Signage: 1
Sticker Removal: 17
Storm Drain Cleaning: 3
Street Fixtures: 3
Tree Limbs: 1

Field Observations

Street Fixtures

Increasing the number of trash cans and cigarette receptacles could potentially reduce a greater amount of litter that is picked up daily by Ambassadors.

Initiatives

Leaves, Gutters and Storm Drains

Maintaining a clean district will be the top priority for Ambassadors during the month of November with an emphasis on flood prevention.



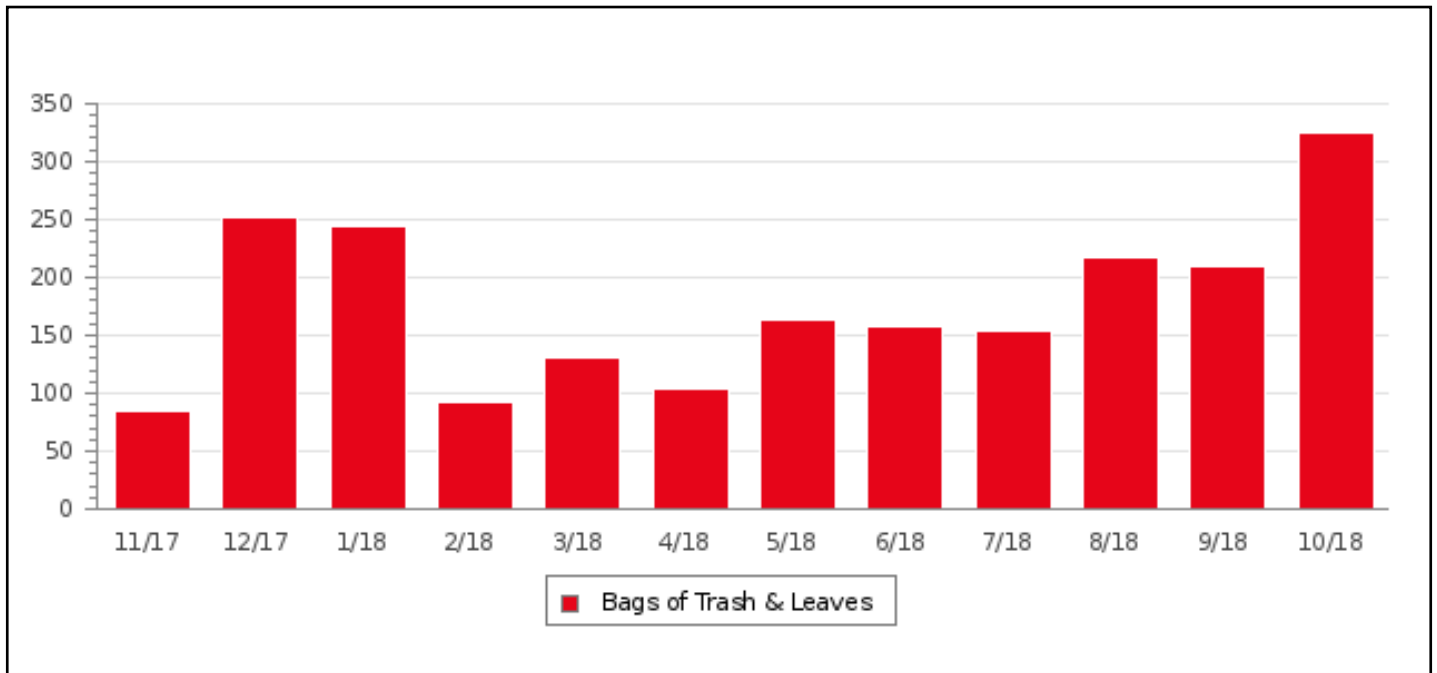
Ambassadors supervised volunteers during Make A Difference Day.

Cleaning Statistics

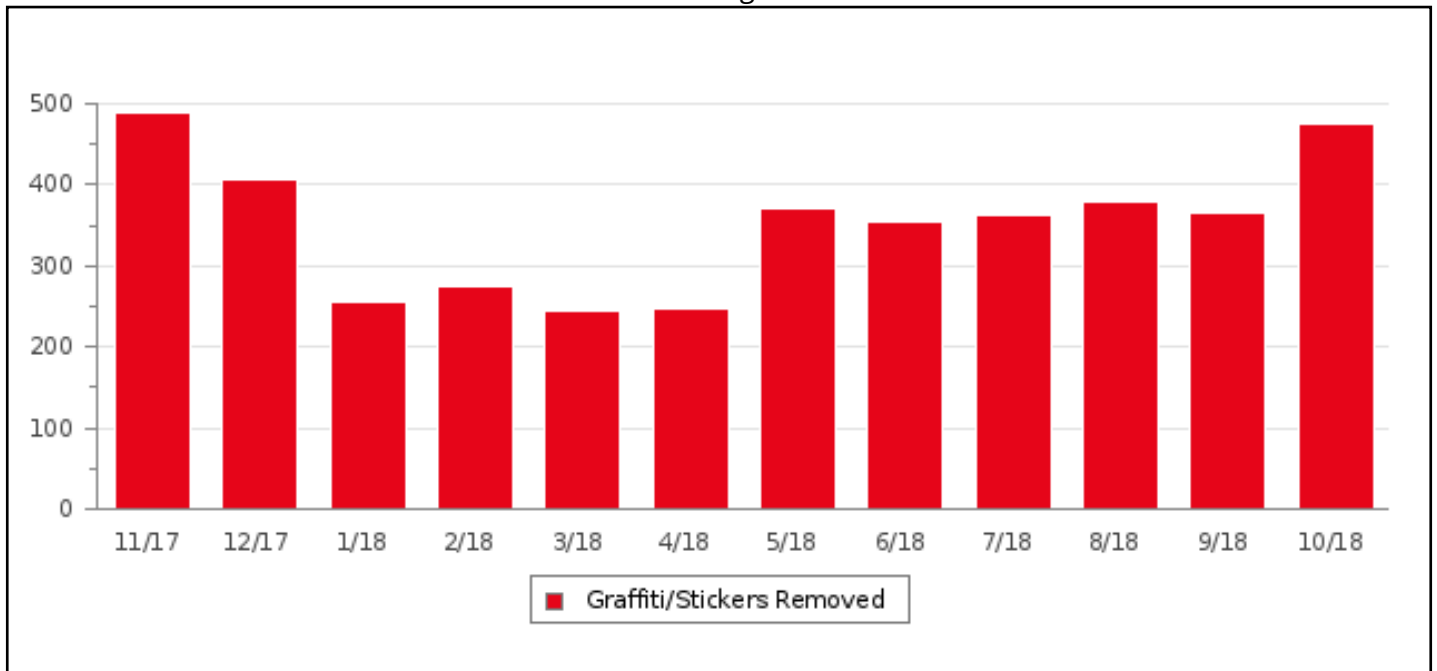
November 2017 through October 2018

		JAN	FEB	MAR	APR	MAY	JUN	JUL	AUG	SEP	OCT	NOV	DEC	TOTAL
Bags of Trash & Leaves	'17	--	--	--	--	--	--	--	--	--	--	85	251	336
	'18	245	92	130	103	164	157	154	219	208	325	--	--	1797
Billy Goat (hours)	'17	--	--	--	--	--	--	--	--	--	--	24	17.5	41.5
	'18	8.5	2.5	1	4	--	10	1	--	--	--	--	--	27
Garbage Cans Cleaned	'17	--	--	--	--	--	--	--	--	--	--	23	63	86
	'18	87	88	44	26	26	58	135	121	201	238	--	--	1024
Graffiti/Stickers Removed	'17	--	--	--	--	--	--	--	--	--	--	489	405	894
	'18	255	275	235	255	353	372	361	380	366	475	--	--	3327
Hazardous Waste Clean-up (human)	'17	--	--	--	--	--	--	--	--	--	--	3	27	30
	'18	30	27	53	8	25	26	38	59	44	39	--	--	349
Hazardous Waste Clean-up (pet)	'17	--	--	--	--	--	--	--	--	--	--	5	159	164
	'18	159	152	68	38	41	48	69	91	94	100	--	--	860
Leaf Blower Hours	'17	--	--	--	--	--	--	--	--	--	--	--	15	15
	'18	13.75	13	14	3	3	6	5	4	2	--	--	--	63.75
Power Washing (hours)	'18	47	97	41	3	9	15	7	5	19	5	--	--	248
Public Fixture / Furniture Painted	'18	--	10	--	--	1	--	--	--	--	--	--	--	11
Sharps Clean Up	'17	--	--	--	--	--	--	--	--	--	--	1	8	9
	'18	6	506	13	16	19	4	6	4	4	1	--	--	579
Shopping Carts	'17	--	--	--	--	--	--	--	--	--	--	2	8	10
	'18	14	9	6	5	7	9	13	15	12	13	--	--	103
Special Project (hours)	'17	--	--	--	--	--	--	--	--	--	--	--	22	22
	'18	4	2	14	23	64.5	51	--	1	--	--	--	--	159.5
Spill - Clean Up	'17	--	--	--	--	--	--	--	--	--	--	24	111	135
	'18	192	116	135	80	168	218	213	277	298	659	--	--	2356
Storm Drains Cleaned	'17	--	--	--	--	--	--	--	--	--	--	3	17	20
	'18	64	2	8	13	14	7	--	2	4	69	--	--	183
Street Furniture Cleaned	'17	--	--	--	--	--	--	--	--	--	--	4	31	35
	'18	47	119	31	9	31	168	295	267	174	270	--	--	1411
Tree Wells Cleaned	'17	--	--	--	--	--	--	--	--	--	--	26	22	48
	'18	8	85	14	64	95	134	172	286	282	415	--	--	1555
Weed Removal	'18	13	139	31	34	253	241	441	290	366	301	--	--	2109

Bags of Trash & Leaves -- November 2017 through October 2018



Graffiti/Stickers Removed -- November 2017 through October 2018



Safety Highlights

Accomplishments

Sit-Lie Ordinance

The sit-lie ordinance was reinstated. Ambassadors have been informed to address all related situations, regardless of socioeconomic status, so as not to discriminate against the street population.

Field Observations

Street Population Count:

25

First Year Average Overall:

21

Initiatives

Homeless Outreach

As the rainy season draws near, Ambassadors will be offering to make calls for the street population to get into shelter through Safe Space, Torres Shelter, Jesus Center and other programs.

We are currently putting together a directory of services handout to provide the street population with offerings available to them.



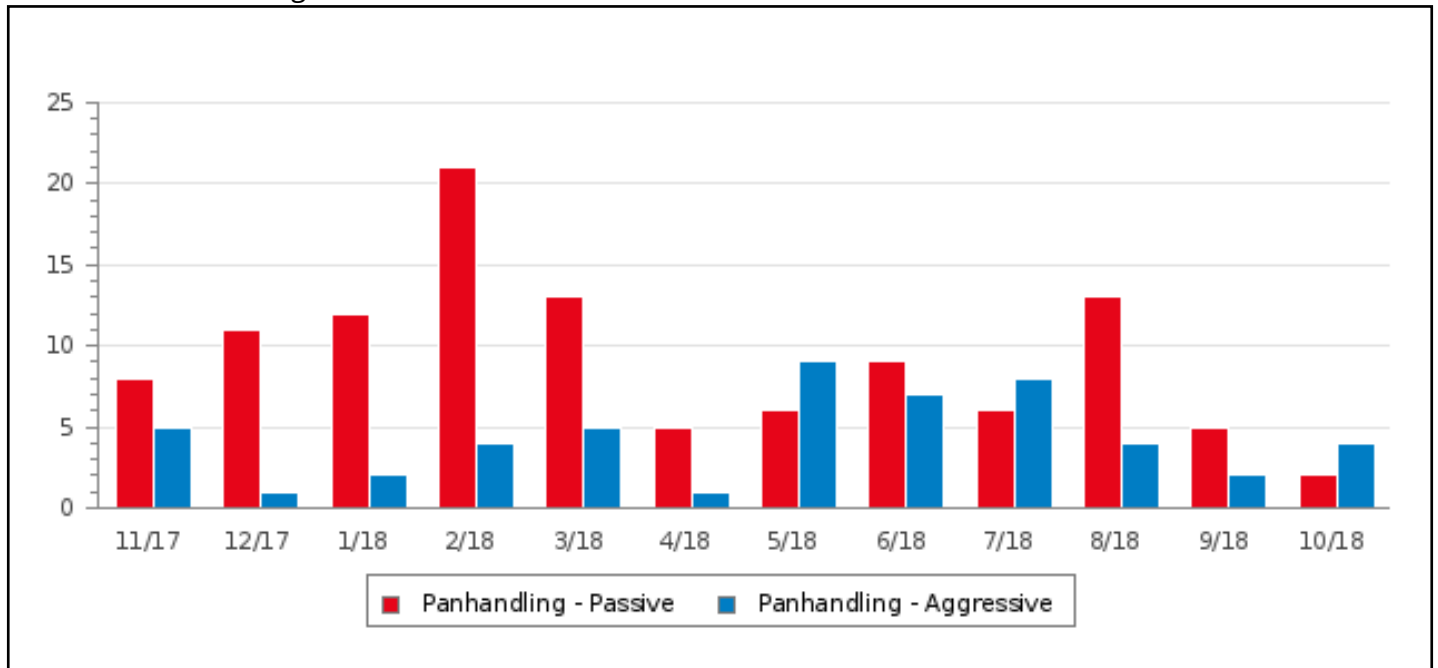
Ambassadors confront loiterers in the parking garage to deter criminal activity.

Safety Statistics

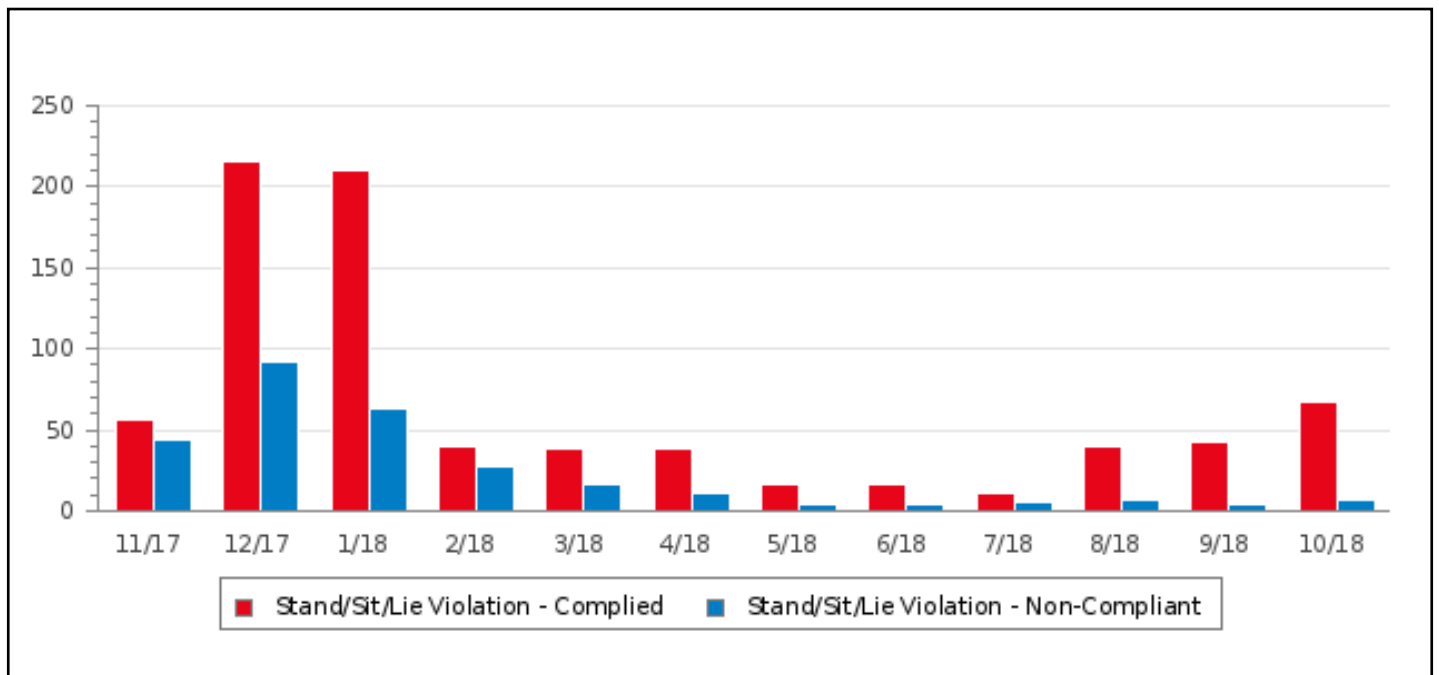
November 2017 through October 2018

		JAN	FEB	MAR	APR	MAY	JUN	JUL	AUG	SEP	OCT	NOV	DEC	TOTAL
Assist Police/Fire Dept	'17	--	--	--	--	--	--	--	--	--	--	3	2	5
	'18	1	2	1	--	5	3	3	8	5	1	--	--	29
Business Contact	'17	--	--	--	--	--	--	--	--	--	--	138	647	785
	'18	440	124	375	285	181	197	137	421	296	164	--	--	2620
Drunk and Disorderly	'17	--	--	--	--	--	--	--	--	--	--	--	3	3
	'18	1	14	55	7	7	6	5	8	7	20	--	--	130
Homeless Contacts	'17	--	--	--	--	--	--	--	--	--	--	264	833	1097
	'18	499	325	349	238	199	260	211	340	400	632	--	--	3453
Panhandling - Aggressive	'17	--	--	--	--	--	--	--	--	--	--	5	1	6
	'18	2	4	5	1	9	7	8	4	2	4	--	--	46
Panhandling - Passive	'17	--	--	--	--	--	--	--	--	--	--	8	11	19
	'18	12	21	13	5	6	9	6	13	5	2	--	--	92
Parking Garage Monitor	'17	--	--	--	--	--	--	--	--	--	--	69	281	350
	'18	215	194	164	95	112	107	94	80	96	105	--	--	1262
Stand/Sit/Lie Violation - Complied	'17	--	--	--	--	--	--	--	--	--	--	51	220	271
	'18	210	40	39	38	17	17	11	40	42	67	--	--	521
Stand/Sit/Lie Violation - Non-Compliant	'17	--	--	--	--	--	--	--	--	--	--	44	92	136
	'18	63	27	16	11	4	4	5	7	4	7	--	--	148

November 2017 through October 2018



November 2017 through October 2018



Hospitality Highlights

Accomplishments

October Events

Ambassadors provided hospitality and safety patrols for the following events:

Harvest Sidewalk Sale

Art & Wine Walk

Treat Street

Field Observations

Hospitality

Ambassadors have been actively seeking opportunities to make hospitality happen by holding doors open for people and engaging motorists.

Umbrella escorts have not started simply because it has not yet rained, however this should begin in November.

Initiatives

November Events

Ambassadors will provide hospitality and safety patrols for the following events:

Christmas Preview (Nov. 18th)



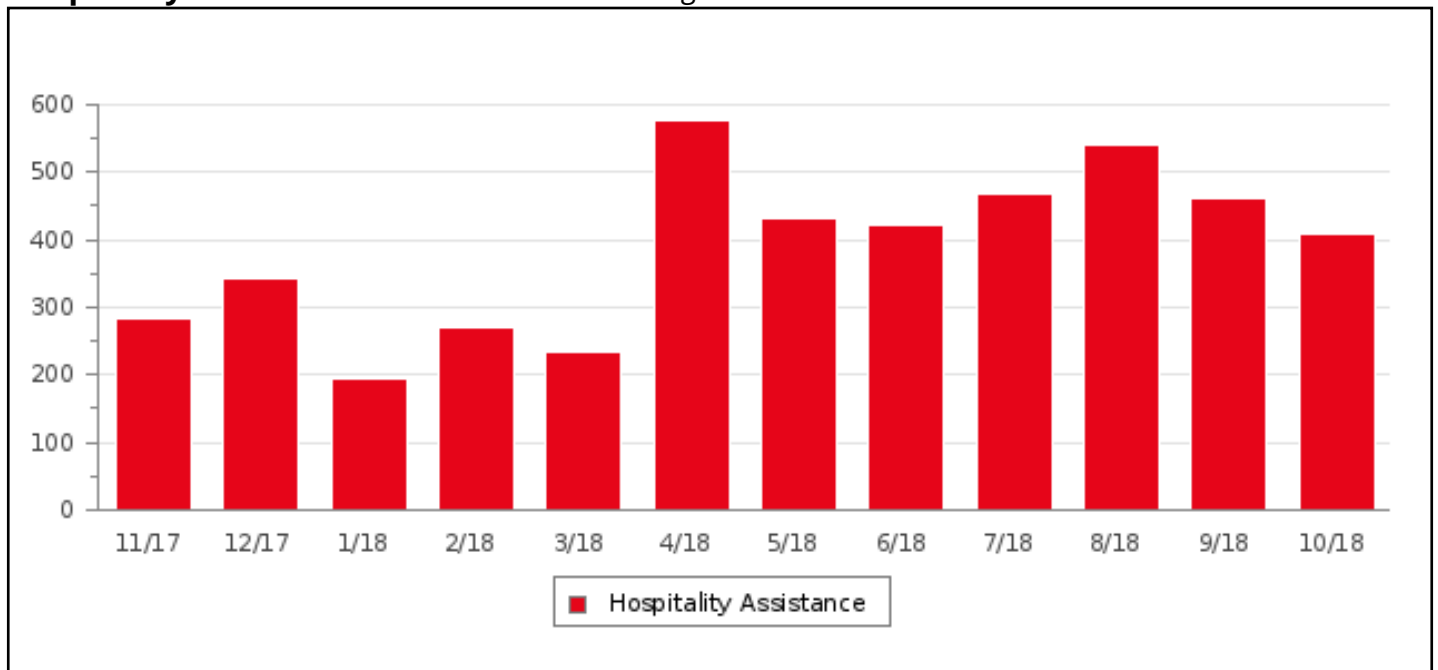
Ambassadors jump start a dead battery for a motorist.

Hospitality Statistics

November 2017 through October 2018

		JAN	FEB	MAR	APR	MAY	JUN	JUL	AUG	SEP	OCT	NOV	DEC	TOTAL
Hospitality Assistance	'17	--	--	--	--	--	--	--	--	--	--	261	364	625
	'18	195	269	230	582	426	424	472	513	488	409	--	--	4008
Hospitality Escort	'17	--	--	--	--	--	--	--	--	--	--	8	24	32
	'18	14	8	10	28	108	34	33	50	51	18	--	--	354
Motorist Assist	'17	--	--	--	--	--	--	--	--	--	--	3	6	9
	'18	7	9	5	19	19	45	12	13	24	28	--	--	181
Resident Contact	'18	--	7	7	7	4	2	4	11	9	1	--	--	52
Umbrella Escorts	'17	--	--	--	--	--	--	--	--	--	--	10	--	10
	'18	59	8	40	9	--	--	--	--	--	17	--	--	133

Hospitality Assistance -- November 2017 through October 2018



Before and After



